

No. _____ Date: _____

This one is painted with the use of water color pencil and acrylic color. I mainly used warm colors to illustrate a warm atmosphere. In order to make it looks as dreamy as a fairy tale, I used several groups of complimentary color to make it looks colorful.

Evaluation:


I like the expression, use of color and arrangement for each item in this thumbnail. I am not satisfied with the texture

Page 12 Oct 14 2012

Skill. ^{skills of} I used wash and scrub in this piece of thumbnail

About my final art-work, I want to shift the "house" to the left hand side of the picture, and left larger amount of proportion to the "sky" with warm color. Beside, I should really consider the texture for my future artwork.

Page 12
Oct 14 2012



Process:

I used pencil to show the basic lines first, and then use color pencil to illustrate the possible colors of the headdress of the girl.

■ Design elements;

As we see, I used many flowers to show the beauty of this girl. These flowers all have high intensity. There are "gold and silver" headdresses form an implied line. All these stuff that I listed shows the genetic and "elegant" girl.

■ Levels of Abstraction,

I painted the flowers carefully. I tried to make it looks decorative, therefore I think this piece of art work have very low level of Abstraction.

Talking about my final art work, ... My final artwork might be similar to this one, because I am satisfied with this thumbnail.

and well-organized

■ contrast;

background & foreground; background is rough and foreground is decorative; background is black and white when foreground is colorful. I used these comparison to show that the girl is elegant.

■ organize of space ;

the colorful and big headdress of the girl located in the middle. I decided to use the headdress to show that the girl is elegant.

20

2012.12.13


• From a significant Chinese painter Zhang Daqian.

- Different from other traditional Chinese painters, Zhang Daqian directly spread the color onto the paper to create the dreamlike conception instead of painting everything carefully.

- This is a painting of Chang Jiang, the longest river in China.

negative space The blank space on the paper, gave us enough "place" to imagine. It makes us feel the mysterious, beauty and of this magnificent place.

• except a few slim lines which formed the shape of mountains and trees, Painter mainly used "wash" in this art work.



• The picture above contains a large amount of details. These detailed information give us a general look of Chang Jiang. In my final artwork, I want to make it look detailed, peaceful and beautiful.


• This art work followed ~~some~~ traditional painting rules, but he didn't follow tradition completely. He efficiently used the negative space, therefore this art work has strong "depth". As we noticed, he used high intensity colors in front.

• He captured a fleeting moment, the winter morning.

• The whole art work was painted with cool color, as it should be like, in the winter morning.

• This is a painting for landscape which covered with heavy oil painting material.


From Claude Monet



It has low abstraction, therefore it's easy to figure out the contexts. However, the feeling of winter morning come to mind strongly and clearly. In my artwork, I can cover the object with heavy painting material in my final art work.

¹ Artist: Zhang Daqian(1899-1933) Title:Mountains, wilderness and natural. Country: China Time: Unknown Image Source:<http://www.toopen.com/view/270939.html>

Artist: Claude Monet(1840-1926) Country: France Title: The Magpie Time: 1894 Image Source:<http://www.youhuafuzhi.com/albums?sid=>



Strategies =

lines = I used ~~repress~~ many forms of lines to make the whole picture looks decorative, ~~this~~ Decorative things can usually express ~~a~~ beauty.

Depth . The whole thumbnail is seperated into foreground, middle ground & background...
 At although it is not really obvious...
 the illusion of

Contrast: contrast between ^{the illusion of} closer objects & farer objects

Contrast between ~~static~~ static object and moving object.

Rhythm : A group of items forms the eyepath. I did this with expectation to make the painting looks more organized.

Improvement.

- A colored thumbnail ~~will~~ can more efficiently showing my objective. Maybe I can make a color one, later.

Objective :

Illustrating the image of the night at the Spring Equinox

Culture influence

This thumbnail is inspired by a Chinese ancient belief, where every living things on earth regain their energy ~~with~~ with the arrival of god of Spring, at Spring Equinox.

P27

January 18th 2013

Introduction

In the foreground, the flowers and the limbs have very high intensity.

In contrast, colors in the background have low intensity.

As we can see, some colors are mixed together, as

I used "wash". However, the colors help producing the dreamlike feeling.

Contrast

• ~~Good color~~ warm color and cold color

• comparison of foreground and background.

Angle of view

- this picture has a very close view

But, it seems that it's better if I place them in the background

Abstraction. This piece of artwork has middle abstraction.

About my final art work.

- Because this kind of painting material can produce a dream-like conception efficiently. It may be suitable if I use the material (water color) to paint my final artwork.

Improvement

• Maybe I can add more texture to the thumbnail, such as implied lines and un-representational lines.

• As this thumbnail can be seen as an experiment of my art work's background, maybe I can make it bigger and more detailed later.

28

January 20th 2013





This piece of artwork was originally made by Xiaochuan, and I found it in WNW.
QZHPHOTO.COM

I mimicked the gesture of the dancer in the photograph above. The impressive picture actually moves me a lot, therefore I decided to use the posture in final artwork. Within the picture, the girl is located on the diagonal of the paper, which fully shows the movement of the dancer. Also, I copied the texture and shape of clothes from the photograph. Most of the lines here are representational lines and actual lines, I used them to build up a image of a dancing girl.

Improvement

as we can see from this picture, it's a rough painting that briefly illustrates the gesture of the dancer. If I would put this painting into my final artwork, I should add more details to it.



05

April 11th 2013



Introduction


This piece of artwork is formed by decorative lines only. One of the girls in the picture is sitting statically and singing ^{maybe} while another girl is dancing, with tilted body. Besides, the clothes and headwear of the girls show some traditional elements in China. The circle around them ~~briefly~~ represents the stage (or the background). I tried to efficiently use the background by decorated the circle with textures. Meanwhile, the suitable location ^{for} of two girls in the picture help maintain the balance and rhythm of the picture.

About the final one: Maybe I can enlarge this one and ~~not~~ let it be the foreground of my final artwork. **Improvement:** I have not yet fit the artwork with colors, because I want to experiment the best suit colors later. Then, in order to show the enjoyment of the dancing girl, I can make her look upward in the final one.

Introduction:

I used a large amount of actual, representational lines and 3-D lines in this piece of art work, as the lines are pretty strong here. This picture mainly illustrates the social background where the poet lived in. It was the end of the Tang Dynasty. The sports on building and the lanterns shows the obsolescence and flashy condition respectively. **Improvement:**

Although we can see the depth by looking through the building the details here are not enough. Maybe I can let it be the back-ground of final artwork.



06
April 12th 2013



Evaluation:

It looks not bad, maybe I can develop a artwork based on this thumbnail.

Materials used: pencil, paper

Thumbnail Design
with a expectation of creating a artwork relevant to Beijing Opera. I decided to do some practice paint about relevant items. Thus, I made this thumbnail.

Naturalistic: As this is a practice drawing I tried to make it looks as realistic as possible.

Geographic: I used geographic items to show how decorative the custom is.

07

April 13th 2013

Instead of painting with pencil,

I tried another method (Chinese painting) to paint it.

The picture was performed by 3-dimensional lines, actual and representational lines.

In order to show motion, I placed the top of each of building on the diagonal, diagonal.

So does the arms of the dancing girl.

I practiced my handwriting also, with the use of Chinese writing brush.

About my final art work, I will ~~paint~~ place each element from this thumbnail on my final art work.

Although I should leave some empty (negative) space between painting and writing.

前音花好竹竿翠
此夜春光暖湖西
暖透香风入宴芳
梦涵暗香香环衣

Improvement:

As the arms, top of buildings are all on the diagonal, diagonal.

It seems that I should place the bottom of the skirt on the diagonal too.



P 08
April 15th 2013

This is the experiment of part of my final artwork. The picture was painted with Chinese paper, painting brush and paints.

This piece of art work was formed by ~~implied lines~~, representational lines and three-dimensional lines.

I aimed to paint lotus (symbol of pure) to contrast the ~~position~~ situation of dancing girl, which feels shame to herself.

Meanwhile, the dragonfly was attracted by the beauty of lotus, but not the girl.

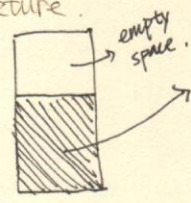
In order to make this piece of art work looks more "Chinese", I left ~~a lot~~ many negative space here.

About my final One

I want to place this picture on my final artwork.

Improvement

Maybe I can leave more negative space at the top of the ~~page~~ picture.



09
April 20th 2013





Intro is
This ~~is~~ also a
the experient of my
final art work.
I aimed to show the
situation where a
dancing girl is on
the way of ~~giving~~ giving
performance.
The art work was
~~also~~ formed by
representational lines,
and well use of
negative space.

Improvement

I do not like the
texture of the flower.
It might be better if
I make it looks more
"Chinese".
Also, the textures for the
dress and clothes and
hairstyle of ~~dancing~~
girl are rough.
Maybe I should let
it become more detailed
in my final artworks.

10
April 21th 2013

Objective statement: express a feeling of loneliness.

Relevance: the old lady looks lonely.

abstraction: low abstract, naturalistic

Introduction: This thumbnail was painted on August 28th 2013, is an illustration of the lady below. I painted this thumbnail by using pencil, ~~and~~. She is formed by representational lines. Talking about the source of it, I found the photo of her at a corner of the book, by accident. With the facial expression like that, she looks quite lonely and disappointed.

Negative space: I left the negative space blank, but I think I can use it more efficiently.

She is ~~facing~~ ^{facing} the corner with facial expression like that, alone. Therefore she is lonely. Beside, the white hair and heavy clothes made me feel the cobbliness.



August 28th 2013



Citation = From "A Visual Reference for Artists" which is published in 2005, by Watson-Guptill Publications, an imprint of the Crown Publishing Group, a division of Random House, Inc., New York.

Pl. 2, the one at the south east corner.



Sep 16 2013 P4

¹ From "A Visual Reference for Artists" which is published in 2005, by Watson-Guptill Publications, in New York. This picture is cited from page 192 of this book.



Introduction

After ~~painting~~ ^{drawing} with pencil, I planed to use chinese traditional ink only to illustrate a girl. I use "wash" mainly during the period of painting this piece of thumbnail.

Here, I believe this picture is with quite low level of abstraction.

The lines appear here, are mostly representational lines.

In this thumbnail, I used traditional method for modern application.

Improvement

As I painted the tear with ~~a~~ approximately straight lines, which let the face of the girl looks a little bit flat.

Besides, the eyes of girl does not expressive enough.

I placed almost all characters of my thumbnails is in a very close view. ~~Maybe~~ Maybe I can try to place the girl in the "corner" of the page.

P 15

June 3rd 2013

This picture was painted by water colors. I aimed to show the ^{feeling of} innocence and the fearness of growing up from a girl. I filled the ~~bottom~~ ^{back} ground with plants, in order to show ~~the~~ ^{the} fact that girls are born purely. I used several ^{groups of} complimentary colors like, green, red and yellow, blue. However I don't think the colors are well used.

Beside, I was satisfied by the face of girl I made

Improvement

- Instead of using complimentary colors, it may be better if I used close colors on the color wheel. ^{As I want to make it}
- Because I used pencil to sketch the shape, ^{first} there are many ~~represent~~ representational lines, left on the paper.

About Final One :

Maybe I can include some elements here, appear in this thumbnail in my final artwork, like the girl's face and the background.

P17

June 6th 2013





work cited = Album cover. 2006. Photograph.

→ Japan. About Aymi Hamasaki

Description:

I occasionally found this picture on my sister's bookshelf. This is an album cover of a well-known Japanese singer called Ayumi. Because it's a photograph of a girl, the level of abstraction ~~the of~~ is quite low. However, there are also something surreal, such as two changable faces.

Relevance: Because the girl has two changable faces, and a favorable outlook, I think this idea of the photo fits my objective statement so well. Maybe I can paint a similar one as this.

~~Color: the skin color is.~~

Balance: as one of the faces turn to the left and the another one turns to the right, two faces form a formal balance.

Description: This artwork was painted by Andy Warhol long times ago. I was attracted by his style from the first glance at his artwork. His artworks are abstract, the colors are with high intensity.

Relevance: In the picture alongside, several characteristics the character owns are transferred by the colors the artist chose. By looking at the pictures of Monroe, we can see ~~se~~ a number of charms of her, such as, elegant, passionate, and mysterious. Maybe I can use his style to do my ~~an~~ art work; using ^{several} a group's of high intensity colors to paint a single character.

Color: a number of groups of complimentary colors.

Shape: representational shapes are well used.


Value: light colors ~~domi~~ mainly dominate the picture.

Abstraction: abstracte.

work cited:
Wathol, Andy,
Marilyn Monroe.
N. d. Artsun.

~~1962.~~

~~1965~~



26 Oct 1st 2013

¹ 1:Model:Aymi Hamasaki Title: Album cover Time:2006 Country: Japan

2:Artist: Andy Warhol Title:Marilyn Monroe Time: 1962

Image Source:http://image.baidu.com/detail/index?picture_id=9634454526&from=0&user_id=859095991&album_id=343977814



Objective Statement: woman is changable.

Introduction: I was inspired by the artwork below, therefore I want to make a thumbnail with similar style as it, which ~~is~~ fulfill my objective statement as the same time. I used both representational and non-representational lines to draw four faces, which are close to each other, with different facial expressions to show 'woman is changable'.

~~Balance = crys~~

Evaluation: this piece of ^{and} thumbnail (practice drawing) is balanced^{and} interesting. However, really looks like a cartoon. In order to solve this problem, maybe I can fill the blank spaces with colors ~~later~~, make it ~~look~~ similar to the artwork below. Beside, I ~~didn't~~ use the negative spaces efficiently in this thumbnail, maybe I can add some good-looking ~~pat~~ patterns as the bottom layer of the artwork.

This is a high abstract artwork painted by a Chinese artist call Wang Feifan, I was impressed by the abstraction of this artwork. The analogous colors are well used in the ~~color~~ artwork. By starring at this piece of artwork, we can see many interesting details there, such as a number of human head and body. ~~because this~~ Maybe I can use a similar style to do ~~this~~ my final artwork ~~find details~~, (find details in my artwork). This is a piece of artwork that worth me to look ~~for~~ a long time. Looking ~~as~~ back at the artworks I did, I found they don't really deserve audiences to look at, for a longtime. I want to make some improvements on it.



27
Oct 3rd 2013



Equipment used: color pencil, ink pen, photos.

Objective statement: woman is changable

Relevance: I picked four photos about myself with various facial expressions ~~which are~~. Then I decided to use colors to express my emotions [different groups of]

Talking about the reason I use my 4 photos. It is because I am emotionally unstable, sometimes person, sometimes I am happy, sometimes I am disappointed. My emotion can be changed by many things happen to my life suddenly.

- Steps:
- pick four photos
 - use representational lines to separate the dark and white areas.
 - fill the photo with a group colors.

Thought on technique.

Maybe I can use marker to paint my final artwork, as marker is quite easy to control. Besides, I can paint ~~myself~~ the picture of myself ~~just as~~ by using the method "Andy Warhol" used to paint things.

About the final artwork:

- I want to paint four pictures of with four groups of colors, on four separate drawing boards.
- I decide to use several groups of complementary colors in my final artwork.



③ get rid of the black lines.

Third party Evaluation:

Linda said: "cool!"
Amy said: "Why don't you include add a realistic drawing of yourself on this page?"



P 28
Oct 14th 2015

Equipment used: charcoal, eraser.

Introduction: I made this thumbnail, because I wanted to ~~make~~ ^{make} a illustration of ~~the~~ ^{the} look of an authentic Chinese woman, in my mind.

As I believe, a traditional Chinese woman is ~~can~~ conservative, reserved and independent. They have black eyes, prominent cheekbones, single-edged eyelid, and small mouth.

Process

- ①. use pencil to sketch the proportion of the face.
- ②. paint with charcoal
- ③. use eraser to erase some part of painting to make her ~~her~~ ^{her} looks a younger.

Third-party evaluation

Amy said "She looks ~~mu~~ ^{mu} good, she looks ~~and~~ ^{and} real... but... why her eyebrows are white?"

Katrina said: "Jenny's thumbnail ~~to~~ ^{to} combines abstraction and realistic together, ~~creates~~ ^{creates} a new style of her own, I think she could do an artwork like this, that would be ~~really~~ ^{really} great."

30
Oct 10, 2013

Improvement

Although this painting is too abstract, the ~~the~~ ^{the} girl's 'skin' around her collarbone doesn't look smooth enough. As a practice drawing, I'm satisfied with it. But, it is not enough for a artwork. This drawing does not has interesting surface, appropriate size, and many other elements.



- Objective Statement.
Kids are curious and excited about outside world.
the

- Equipment used:
charcoal, knife, water color.

- Relevance.
I used my own brother's photo as the original form of this painting, as my brother is a ~~exc~~ optimistic kid with big eyes, round head, fat neck.

The kid is holding a umbrella in this thumbnail, which symbolizes the protection the kid ~~have~~ ^{has} ~~from his parents~~ ^{which is given}, which is given

by his parents.
I used water color to illustrate the raindrop. ~~Firstly, I put~~ In order to show the raindrop, I put the paper on the ~~the~~ flat table and painted the upper part of the thumbnail by using "wash". Then, I ~~hang~~ hung the painting vertically, so the water color ~~can~~ could drop. In terms of the color, I used light green and blue mainly, and some warm color like pink, ~~to show~~ in order to ~~show~~ produce a peaceful and joyful feeling.

Contract:
the kid is ~~low~~ not too abstract, but the raindrop is abstract.


The kid is painted with black and white colors, but the ~~the~~ ~~is~~ raindrop is colorful.

Improvement:

- The neck of the kid is too rough, maybe I can make it looks smooth later.
- The surface is not ~~exciting~~ interesting.
- Some part of the background looks "dirty".

Third-party evaluation:
I think this thumbnail has a really great design of surface, different layers in the background, seems very interesting. **Oct 14th 2023**

Page 31



Objective Statement: Kids are curious and excited about the outside world.

Relevance: I decided to make my final artwork look like this therefore. As the negative space occupies most of the space.

It's significant for me to use the negative space wisely. Therefore I made some experiments about the texture.




①

- ①. process: 1. use the "wash" to draw the bottom layer,
2. then, I spilled water colors (light green, blue, light yellow, dark green, purple) to the paper randomly, after the bottom layer was dry.

color: As I want to use colors to ^{express} a peaceful feeling, therefore I used green and several analogous colors to draw this piece of experiment.

technique: wash
the "dots" represent the raindrops.



②

- ②. process: 1. use "wash" to draw the bottom layer
2. paint similar patterns on the top of the bottom layer by using markers with analogous colors.
symbolism: the patterns on the top layer symbolize the raindrop.

color: (exactly the same explanation as the it for the previous experiments)
culture influences: the pattern of raindrop is kind of quite similar to a kind of Japanese traditional pattern,
Unity: use of repetition. ; more elements are unified.

- ③. process: 1. use "wash" to draw the bottom layer.
2. add viscose on it.

Biomorphic: the pattern is similar to the texture of raindrop found in nature

Self-Evaluation: After all, I find I prefer the third one best, although the first two were also not bad. The reason I favour the last one is because of the texture of the last one.

The transparent viscose looks quite like the raindrop. The one other interesting is that, when you stand far away, you may not notice the raindrop, but when you stand close to it, you can observe it.



③

Oct 12 2013

P32

ABSTRACT RAIN



Objective Statement .

Female has many phases/faces

Relevance :
This piece of drawing shows the objective statement quite straight forward. We can see a female who has three faces with different facial expressions and headwears.

Balance = formal balance .

Negative space = well-used negative space

Abstract level = abstract.

Culture influences =

Influenced by Picasso's painting,

I decided to make it looks quite abstract. At the same time,

About my final artwork.

I really like this piece of thumbnail. If I will make it a artwork, I will use similar types of colors as the artwork research No. 2. Then, I'm thinking about painting it on a piece of fabric

I was inspired a Chinese painting below. I painted the face in a extremely simply way. ~~Meanwhile~~ I will add similar texture to the dress later. The girl is dressed in a Chinese way.



By looking at it, it is a abstract painting of a crying woman we can see the contrast of color (warm and cold color; high intensity color and high intensity color). By looking at the color, the color differences shows the complicated of emotion of the female. Two faces are fixed together.

This is a artwork which ~~was~~ was painted by Picasso, called La pieta. I found it on a website belong to a gallery, which is www.addison gallery .com

To some reasons, this artwork will make the audiences a long time to look at it. Maybe it's because it's abstract. Maybe I can do a similar one.

In terms of the color, although two the artwork used relatively bright colors, the western one has higher color intensity and variety.

For the facial part, Chinese one is down in a extremely simply way. But I like it.

This is a traditional Chinese ~~traditional~~ realistic painting. I really like the rhythm in the artwork, so does the way the artist put on colors, the texture of the dress. Beside, I want to immitate the way the artist drew the women's face.

This ~~was~~ was painted by a well-known Chinese artist called Shen Hongdao

P36:

Dec 20 2013

No.2





A Page. For


Over-all Theme

I have adored Chinese traditional things for a long time, including old architectures, literatures, customs, artworks and many things else. For the past thousands of years, Chinese traditions guided Chinese people's way of thinking and working. But, its effect to Chinese citizens has ^{been} weakened since China's reform and opening up, as Chinese ~~start~~ ^{started} to get to know with western traditions and advanced technologies.

After the China's reform and opening up, many of the "old" things, such as buildings and ways of ~~thing~~ thinking, have been modernized. A new group of people appeared, which is formed by these ~~etc~~ highly educated females. They believe in ~~the~~ ~~like~~ human equity, promote the ideas of ~~living~~ independence and freedom, yet, ~~as~~ at the same time, they are restricted by Chinese traditional customs.

China has been changed. Currently, it looks new, complicated, contradictory and irony. ~~I found~~ China's nowadays situation and its relationship with modern females interested me.

Therefore, my over-all theme is:
exploring China's nowadays looks and its
relationship with modern females.



P37-

Dec 21 2014



Objective statement.

- The Urban females ~~is~~ are becoming more and more callous and indifferent as they grow up
- They are beautiful in a tough way.

Discription

In order to show the female is beautiful in a tough way, I mixed the image of a girl with crystal, as crystal is tough (and delicate). Then, I used pink color to make the girl looks dreamy.

- Lines = representational lines.
- ~~Pictorial~~ Geometric elements: the shape of crystal.
- Balance: formal balance

Motion: association

Consideration = I am considering making the whole thumbnail looks more beautiful and decorative.

Improvement =

Because the background of the first thumbnail is so boring, I did some experiments with the texture of the background.

About the Background



In order to show the motion of the girl, I placed her in the "sky".

About my final Artwork

I'm considering making it looks three-dimensional ~~is~~, if I will use it ~~for~~ my final artwork. Beside, the final painting should look more colorful than this.

Third-Party evaluation:

I love this thumbnail because it creates the illusional three dimension. The girl is both beautiful and dangerous. It shows the callousness of her very well. If you make some surface to make it pop out, it will be amazing.

— Hammy

P38

Jan 5 2014.



Third-Party.

The Facial Part



Option 1:

Description =
 The words beautiful, delicate, reminds me the characteristic of the life of butterfly.
 In the thumbnail above, I captured the texture on butterfly's wings, and and put it on the girl's hair and clothes.
 Angle of view = low angle of view
 Motion = the girl is located on the diagonal
 contrast = the facial part of the girl is clearly defined, but the hair and the bottom parts are abstract

Objective Statement =
 Females' lives are beautiful, delicate and short..

Relevant thoughts

In order to show the weakness of the girl, I made her look slim and sick. As for the texture on her hair and clothes, it looks like the holes on her body.
 Talking about the quality of the ~~thumb~~ thumbnail, because it is a quick drawing, the quality of it is not as good as previous works.

Option 2



Third-party Evaluation

Emily said:
 The texture on her face looks a little bit like a mask. Maybe Jenny can make it more feminine.

Based on the same idea with the idea ~~at~~ above. I made another thumbnail. This girl has the texture on her face.

Self-evaluation =
 I don't think this piece of thumbnail works well.

I saw a number of possible ways to make this thumbnail looks better.

~~then~~
 If I will make it a source of my final artwork, I should ~~not~~ solve the problems with the negative space. I will use low-intensity colors to fill in the blank space, in order to show the weakness of her.

P39
 Jan 5 2013



Objective Statement:

Females' lives are beautiful, delicate and short.

Relevant thoughts.

In order to show the weakness of the girl, I made her looks slim, sick and white.

As for the word "beautiful", I ~~used~~ added a pair of wing to ~~the~~ her. However the wing is prolonged from the scar on her belly, which make the thumbnail looks dramatical.

Unity = proximity.

Major Focus = leading lines; eyes/face

Balance = formal balance.

Third-party:

I think Jenny's thumbnail can express the emotion of the character effectively. The woman's figure is skinny but beautiful. But I think Jenny should improve the skill of painting human faces.

—katrina



By looking at the sculpture, Jesus is lying on Mary's knees, we can sense the holy a pure atmosphere.

Work cited =

This a sculpture which is created by Michelangelo called La Pietà.

I found the picture on a website which belong to a gallery. which is: www.addisongallery.com


The interesting thing is that, even though Jesus ~~looks~~ ^{is} slim, dead and naked, I still find he looks innocent and holy.

I want to draw a girl, she is slim, sick, naked, and at the same time, innocent.

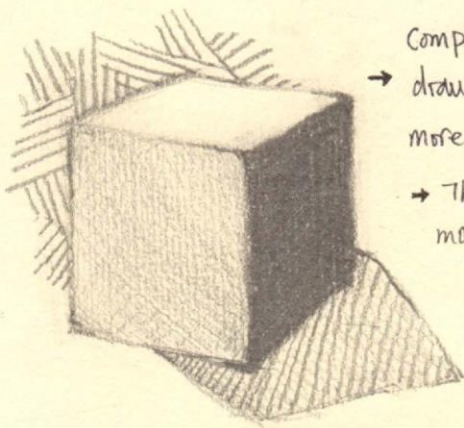
P40

Jan 6 2014

Three ways of drawing 3-D object. (cube).

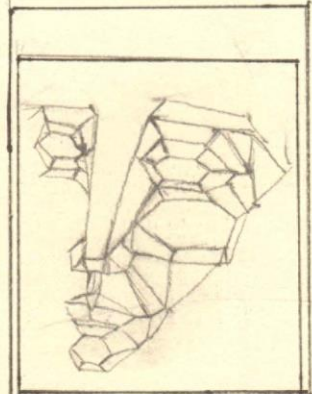


→ This is a most common way of drawing a cube.



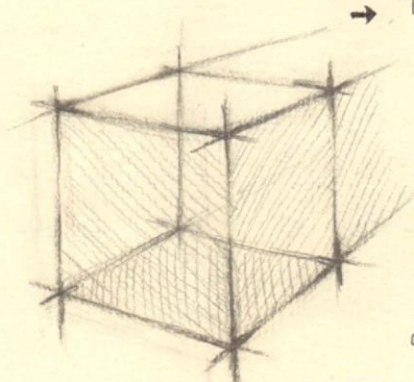
→ Comparing to the previous way of drawing a cube, this one looks more cartoony.

→ This one is easier to draw and more time-saving.



As I want to add this kind of element in my final artwork, I decided to experiment several ways to make a object looks three-dimensional.

I took the cube alongside as the example.



→ This is alike a drawing for architectural design.

→ One ~~thing that~~ unique characteristic of this cube is that: this cube is transparent.

If I can do all the three-dimensional objects in this way, the final artwork will look great. However, it seems it is quite difficult to do the whole thing in this way (in final artwork)

P42

Jan 6 2014

Objective Statement. 楠

Female's life is beautiful, delicate and short.

In order to achieve the objective statement, I want to connect female figure with figure of butterfly, because because of the similarities between the life of female and that of a butterfly, and culture influences.

Reason 1: The butterfly's life is beautiful, delicate and short.

Reason 2: I was attracted by a poem associated with butterfly and human's life:

锦瑟 一唐·李商隐

锦瑟无端五十弦，一弦一柱思华年。
庄生晓梦迷蝴蝶，望帝春心托杜鹃。
沧海月明珠有泪，蓝田日暖玉生烟。
此情可待成追忆，只是当时已惘然。

锦

Translation:

For no reason the gorgeous zither has fifty strings
Each string, each fret, recalls a youthful year.
Master Zhuang woke from a dream puzzled by butterfly
Emperor Wang reposed his amorous heart to the cuckoo
The moon shines on the sea, pearls look like ^{tears} ~~stars~~
The sun is warm at Lantian, The jade emits mist.
The feeling might have become a memory to recall,
But, even then, it was already suggestive of sorrows


In this poem, poet quoted a story, where Master Zhuang woke from a dream puzzled by butterfly. After he woke up, he couldn't define is he still live as a human or not.

Reason 3: Butterfly was seen in Japan as the personification of a person's soul.



P45
Jan 10 2014

Media Experiment



①. Medias Used: pencil, tissue, paint.

Process: Firstly, I used pencil to do the first layer lightly. Then, I used paint to illustrate the shape of a female figure. Then After that, I put some lines on it to make the figure looks more truly.

Self-evaluation: I adore the texture of this piece of thumbnail.

In this media experiment, I tried three ways to do the background and the figure.

Objective Statement
Urban females are becoming more and more indifferent as they grow up. They are beautiful in a tough way.



②. Medias Used: pencil, water-colors, pen, paint.

Process: ①. Use pen to illustrate the shape of a female figure. (I don't think this step works effectively. Those lines "made her looks cartoony and stiff")

②. Using water colors to paint the surrounding with the following of the technique of "wash".

③. Using paint to ~~the~~ show the shape of building.

④. Spreading out the paint, randomly, on the paper.

Self-evaluation: I used cold colors to show the characteristic of callous and indifferent.

Pen.

③. Medias Used: pencil, Chinese traditional ink, brush.

Process: ①. Used brush and ink to sketch the shape of a girl.

②. painting the surround of the girl. block by block.

③. Using pen to sketch the shape of buildings in some of the areas.

Self-evaluation: Comparing with the second thumbnail, the boundary of colors is defined in a more clear way, in the third thumbnail. In order to show the characteristic of ~~indif~~ "indifferent", I used one color only to show ~~the~~ it.



P46

Jan 14 2014

practise drawing

Description :

I aimed to create a drawing which will ~~take~~ ^{take} audiences a relatively long time to look at it.

In order to ~~to~~ achieve that goal, I found two workable ways to do that. One way is to make a abstract work and another is to make a super decorative and detailed work.

- Line : In order to make my work looks decorative, I used many forms of lines: implied, representational, non-representational lines.
- Texture : Benefiting from a large amount of lines I used, ~~many~~ both actual and illusory texture were created. I add textures that can easily been seen on traditional Chinese stuff, such as ~~ed~~ clothing and comb. And I thought the traditional texture made this thumbnail looked interesting.
- Unity : Repetition. Using the same image numerous time. As I wanted to make a decorative and detailed work, the unity (organization of details) ^{was} quite important to this thumbnail. I did not want a messy artwork.
- Use of background : In this thumbnail, it seems that the back ground is not laid out, yet, if you look closely, you can see the boundary between the foreground and the background.



Evaluation : (Third - Party)

This thumbnail shows the technique of drawing Chinese style artwork. Also, you used negative space very creatively and interestingly. I love the details on sides. And the content on the top has a contrast from the negative space on the bottom. The emotion of the girl shows the objective. I love it.
— Harvey Lee

PA7
Jan 16 2014